

Driver: Edward Callan Event: NEAM Rd5

Date: \_\_\_\_\_ Track: \_\_\_\_\_

Qualify: 3 TQ:  Main: A Finish: 2 Best Lap Time: \_\_\_\_\_

Front Suspension

Ride Height: 15mm  
Camber: 1.5  
Toe: \_\_\_\_\_  
Arm Type: Hard flat  
Tower Type: Flat  
Caster Block Insert: 5 Flat  
Bulkhead Type: Brass  
Kick-Up Angle: 30  
Wheel Hex: Std

Anti Roll Bar:  
None   
White (0.8mm)   
Gray (0.9mm)   
Blue (1.0mm)   
Other: \_\_\_\_\_

Bump Steer Spacing: 0

Axle Height:  
+3   
+2   
+1   
0   
SCH1256

Ball Stud Spacing: 2mm

1.5mm under bulkhead

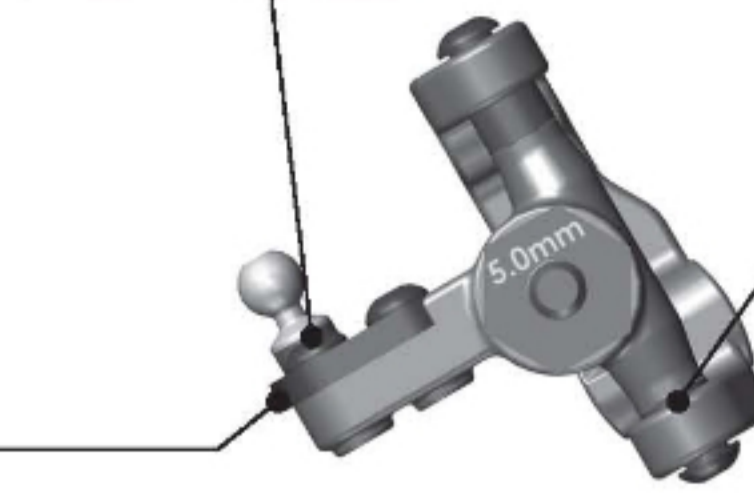
Notes

Steering Plate: Std

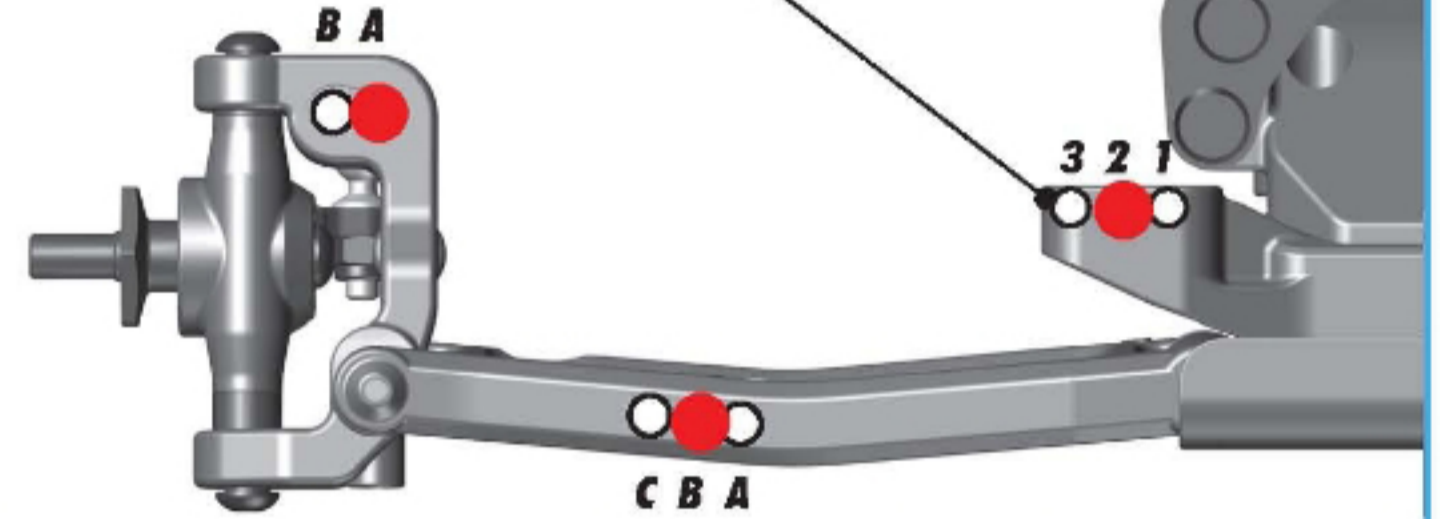
Steering Stop Spacing: 0



Caster Block Spacing: Spacer Fwd



Ball Stud Spacing: 2mm



Rear Suspension

Ride Height: 16mm  
Camber: -2  
Wheel Hex: 7mm  
CVA Pin Location: inn  
Hub Spacing:  
Forward  Middle  Back   
Shock Mounting Position:  
Front of Arm  Rear of Arm

Anti Roll Bar:  
None   
White (1.2mm)   
Gray (1.3mm)   
Blue (1.4mm)   
Other: \_\_\_\_\_

C Mount Inserts: 1°  0.5°

Aluminum  Brass

D Mount Inserts: 1°  0.5°

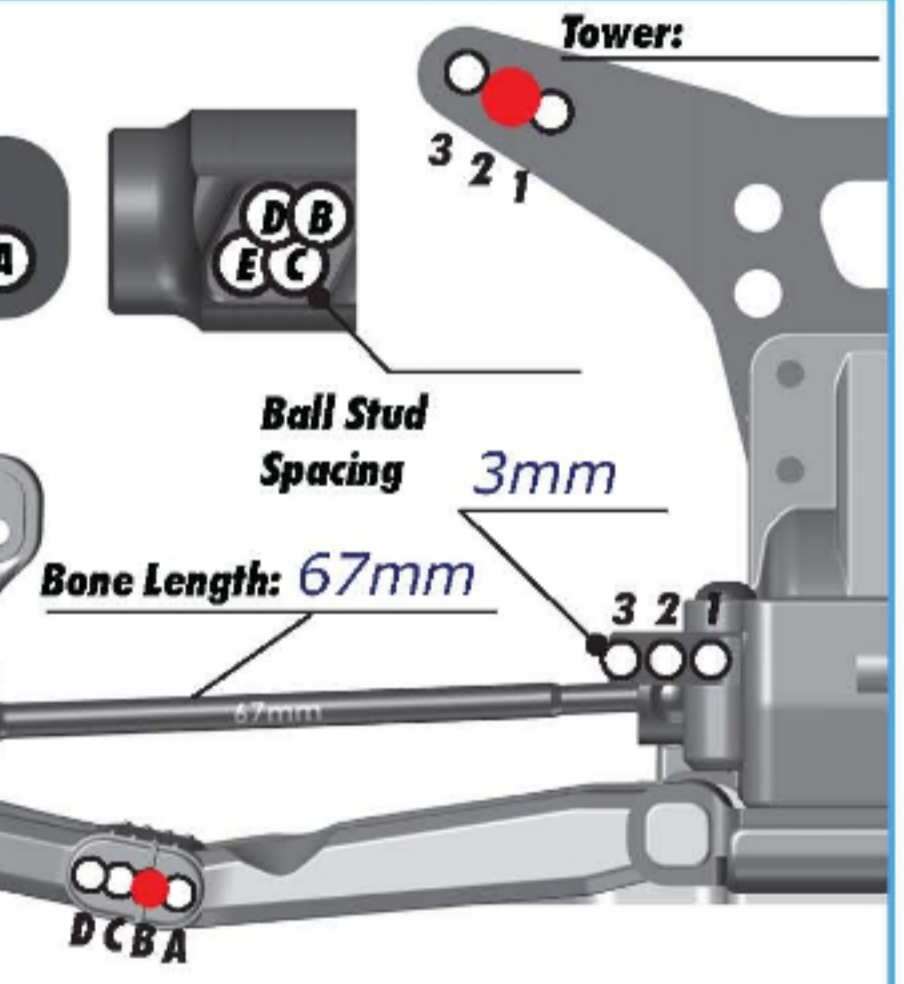
Aluminum  Brass

Rear Hub Link Setting:

Plastic Hub  Aluminum Hub   
Up: Down:

Spacing: Ball Stud Spacing

Hub Insert:  
0 (0/3)   
+1 (1/2)   
+2 (1/2)   
+3 (0/3)




Notes

Radio, Servo, ESC, Motor, Pinion, Battery, Battery Position, Drivetrain, Transmission, Ball Diff, Gear Diff, Slipper Catch, # of Pads, Shocks, Piston, Fluid, Spring, Limiters, Stroke, Eyelet Length, Cup Offset, Notes, Front Tires, Front Compound, Front Insert, Rear Tires, Rear Compound, Rear Insert, Wheel (F/R), Notes, Body, Wing, Wing Angle, Servo Weights, Electronic Weights, Total Vehicle Weight

Radio: \_\_\_\_\_ Servo: \_\_\_\_\_  
EPA: Throttle: \_\_\_\_\_ % Brake: \_\_\_\_\_ %  
ESC: \_\_\_\_\_  
ESC Settings: \_\_\_\_\_  
Motor: \_\_\_\_\_ Timing: \_\_\_\_\_  
Pinion: \_\_\_\_\_ Spur: \_\_\_\_\_  
Battery: \_\_\_\_\_  
Battery Position: \_\_\_\_\_

Drivetrain: Height: +3  
Transmission:  
 3 Gear  4 Gear  
 Stand Up  Layback  
 Ball Diff  
 Gear Diff: 2 gea, 10k  
Slipper Catch: Tight  
# of Pads: Std

Shocks:	Front	Rear
Piston:	2x1.6	2x1.7
Fluid:	42.5	32.5
Spring:	V2 Orange	V2 Blue
Limiters:	1mm	1mm
Stroke:	21	28
Eyelet Length:	Long	Long
Cup Offset:	+5	0
Notes:		



Size: Small  Medium  Large  Extra Large   
Surface: Dirt  Carpet  Astroturf  Multi Surface   
Traction: Low  Medium  High  Very High   
Moisture: Dry  Damp  Wet   
Condition: Indoor  Outdoor  Dusty  Hard Packed   
Bumpy  Grooved  Smooth  Loamy   
Temperature: Ambient: \_\_\_\_\_ Humidity: \_\_\_\_\_  
Notes: \_\_\_\_\_

Front Tires: Schumacher Cut Stagger  
Front Compound: Yellow  
Front Insert: -  
Rear Tires: Schumacher Cactus  
Rear Compound: Yellow  
Rear Insert: Schumacher Blue  
Wheel (F/R): AE  
Notes: \_\_\_\_\_

Body: \_\_\_\_\_  
Wing: \_\_\_\_\_  
Wing Angle: 0°  3°  6°   
Servo Weights: \_\_\_\_\_  
None  Aluminum  Steel  Other   
Electronic Weights: \_\_\_\_\_  
None  Aluminum  Steel  Other   
Total Vehicle Weight: \_\_\_\_\_

Comments

Normal Shorty battery  
Front Wing